

NEW HOLLAND BR6000

BR6080 | BR6090 | BR6090 COMBI



A BALER FOR EVERY TASK.

Two basic models

New Holland offers two models of Roll-Bar™ Balers: the Model BR6080 and the Model BR6090.

The dimensions of the bale they produce are the same which means that the difference is determined by your specific requirements: the number of bales you have to roll, the width of the swaths or windrows, the use of the bales for silage, hay or bedding purposes or your need to pack the silage as quickly as possible after rolling.

The Roll-Bar™ system, rely on it

Whatever the model or specification of the Roll-Bar™ Baler, rotation bars, which become embedded in the bale, ensure positive turning. This allows the rolling of any crop, whatever its condition, whatever the bale density required.





Perfect bale shape

A heavy-duty floor roll provides a sure start for the bale, supporting it and ensuring excellent appearance with good weathering characteristics by gentle but firm rotation during the formation process. The core of the bale is softer than the outside for good aeration.

Whatever you have to roll

New Holland Roll-Bar™ Balers can be specified to suit your requirements. There is choice of pick-up widths and feeding systems and if you have to cut the crop, the CropCutter™ system is available. You can choose your wrapping material, pattern and operating system, and you can even have an integrated silage wrapper.



A PROVEN CONCEPT WITH GREAT FEATURES.

High field capacity

The New Holland Roll-Bar™ Baler Model BR6090 has a 2 metre wide pick-up with all the characteristics that provide a high operating speed. Two sturdy pick-up wheels ensure excellent ground following and the hydraulic pick-up lift increases manoeuvrability for high daily output.



Powerful bale formation

Premier bale formation in all crops is ensured by a floor roll and a starter roller, together with high tensile steel bale rotation bars. This all results in early core formation and positive rolling action in all crops and conditions.





Quality bales

The positive start to bale formation permits the complete unrolling of the bale. Chop length can be adjusted by selecting fifteen, seven or eight CropCutter™ knives. Hard faced knives are available for more bales between each sharpening.

Easy material distribution, high quality silage

When fitted with the CropCutter™, the Model BR6090 can operate with up to fifteen knives engaged in the feeder system. Cutting the incoming crop will increase the bale density and the silage quality. For bedding applications the cut material will be more evenly distributed.



POSITIVE FEEDING WITH EFFICIENT CUTTING AND HIGH CAPACITY ROLLING.




Increased output in high volume crops

Closely spaced curved tines, wide pneumatic gauge wheels and a very efficient pick-up flotation system contribute to the Super Sweep™ pick-up action. The standard plate and tine windguard can be fitted with an optional feed roller kit. The roller improves crop transfer in high volume crops and helps make the crop layers more even so has a positive influence on the baler's overall performance.



Ready for long storage

The 2.00m wide pick-up on the BR6090 can tackle the widest windrows and makes "weaving" almost unnecessary, so reducing operator fatigue. This results in equal filling of the bale for more uniform density and increased stability-even over longer storage periods.



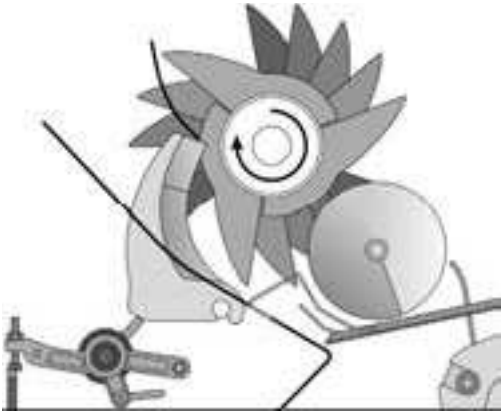
Optimum crop transfer

The long pick-up tine guards and two short side augers ensure a smooth, uninterrupted crop flow to the feeder.



Improved silage quality

The 1.40m wide cutting rotor with fifteen three-lobe double fingers positively transfers the crop to the bale chamber. With the CropCutter™ system engaged, bale density is increased and silage quality improved.



No escape, easy clearing

The design of the rotor lobes and knives prevents uncut crop entering the bale chamber and a “knife out” indicator warns the operator should a knife not be in the cutting position. A uniform cut ensures quality silage and ease of distribution.

A hydraulic rotor reverser kit allows clearing a rotor blockage from the tractor seat.

Virtually no losses

The BR6090's bale chamber is completely enclosed. The large diameter stripper roller reduces crop feedback, also the gap between the tailgate and the bale chamber is minimal. Losses are therefore reduced during formation, wrapping and ejection.



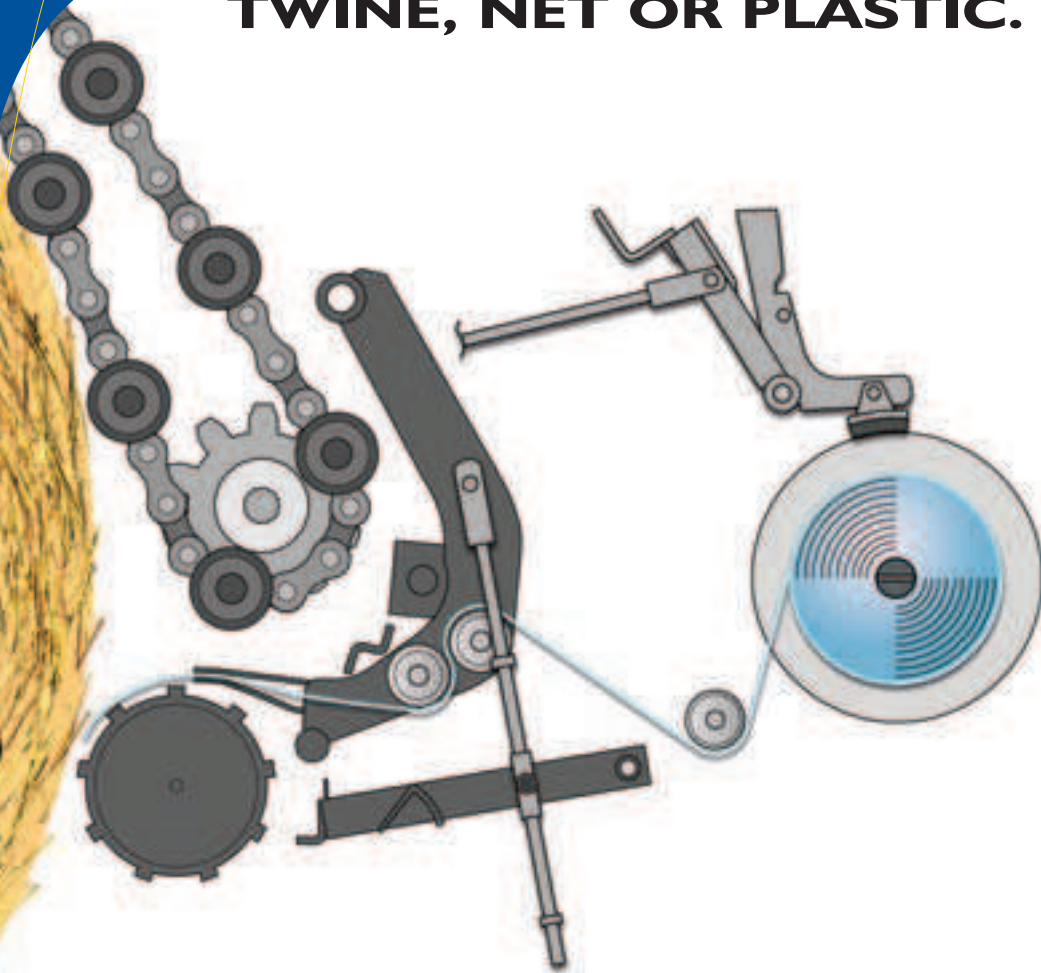
Maintaining a high field output

The high clutch torque setting on the main driveline significantly reduces blockages and improves the feeding regularity. This adds to the high daily output.

The use of separate tensioners for the main apron chain, eliminates the need to reposition the tailgate shaft. The standard central oiling system on the rotor models also lubricates the main Roll-Bar apron chain.



TWINE, NET OR PLASTIC.



Sure wrapping

A positive start for the wrapping process is ensured by the unique duckbill assembly. This simple construction takes net, twine or plastic and introduces it into the bale chamber. The wrapping material is then guided onto the bale surface and pulled around the finished bale as it rotates.

More than wrapping

The Bale Command Plus™ system provides information about major baler functions and controls the major settings. For example: bale chamber filling left/right, near full bale warning, status of the wrapping control actuator, bale ready for ejection, status of the CropCutter™ control system, total bale count, field bale count, twine bale count, net bale count, cut bale count, the list is extensive and goes on.

Bale shape indication

For optimum bale shape and density even when operating in irregular windrows, the Bale Command Plus™ system provides a bar graph indication of the bale chamber filling. For equal filling, the operator can guide the baler according to the information displayed on bar graph.





More than a full day's baling

The standard baler carries three rolls of net (one active and two stored). Twine and net wrap balers can store up to six twine balls in place of a net roll.

Increased bale protection

For outside storage of straw bales New Holland Roll-Bar balers can work with full width plastic film. For silage baling the additional plastic layers protect the crop and can help improve silage quality.



BALING AND WRAPPING IN ONE FIELD PASS.



Saving time and money

The New Holland BR6090 Combi reduces tractor, machine and manpower effort by combining baling and wrapping into one field process. Wrapping and unloading take place while the next bale is made. Integrated electronics and hydraulics automatically move and wrap the bale with a minimum of operator input. Compared to round baling only, the combined operation only needs a few seconds more per bale. This is the time needed to transfer the bale to the wrapper.

Increased silage quality

Wrapping bales as they leave the baler eliminates exposure in the field and loss of quality due to weather conditions. Also, there is no chance for soil contamination. Should one of the plastic film rolls run out, it is possible to finish the bale wrapping cycle with one roll. In this case, the conveyor chain speed for the bale rotation is adapted to the single film application.



One single monitor

The range of baler functions and the various steps in the wrapping process on the BR6090 Combi, are all controlled from one single monitor. It constantly informs the operator about the bale chamber filling left/right, gives the near full bale warning and information regarding bale counts etc. It also controls and provides information about the progress of the bale transfer to the wrapper, the wrapping itself and ejection.



Rapid bale transfer

For sustained field productivity, the fast powerful transfer fork lifts the bale onto the wrapping platform. The tailgate is closed and baling is able to continue with only a few seconds delay. The wrapping operation can be fully automatic so that ejection, wrapping and unloading is completed without operator involvement. Alternatively the semi automatic mode can be selected, in which case an audible and visual signal informs the operator that a completed bale is ready to be ejected. The single push of a button then starts the sequence.



Reliable wrapping

The twin 750mm film satellite arms have three selectable speeds for fast wrapping and optimum film use. To avoid the film being snatched or torn, the satellites revolve slowly at the start of the wrapping process and progressively speed up. On the wrapping table, a steel conveyor chain ensures positive bale rotation, while four carefully designed centring rollers protect the film from damage.



Rugged and manoeuvrable

The New Holland BR6090 Combi is designed and built to operate in rough conditions. A unique “off centre pivot” design tandem axle gives a low centre of gravity and exceptional stability. The round baler wrapper combination remains well balanced during bale transfer, wrapping and unloading, even with a full bale in the bale-chamber. With an overall width of only 2.75m and a length of 6.20m, the New Holland BR6090 Combi can enter narrow gateways and is easily reversed into confined spaces.



Hillside operation

The BR6090 Combi is designed with hillside operation in mind. A transfer fork fully cradles the ejected bale while it is moved to the wrapping table and a pair of hinged guides prevent it from sliding sideways. Several unique design features that retain full control of the bale during transfer and wrapping allow the Combi to work on slopes up to 15%.

A quarter turn bale chute can be specified for those customers wishing to handle and store bales on their ends. This system also has the advantage that the bales are more stable and less likely to roll away when operating in very hilly conditions.



Safe unloading

Two pivoting rollers at the rear of the wrapping table, prevent the bale from rolling backwards when working on steep slopes. Once the bale is wrapped, the wrapping platform tilts and the special rollers pivot down to form an unloading ramp. Film damage is prevented by a ground pressure sensing roller, which rolls down the stubble where the bale is to be placed.



Saving time when clearing fields

When the knives have cut the film, the bale can be immediately automatically unloaded, or the operator can be informed that the bale is ready to be unloaded. The bale is then dropped by a single push on a button any time before the next bale is ready to be ejected and at a place chosen by the operator. Additionally the Combi can also be used as a two-bale accumulator.

SIMPLE, YET VERSATILE AND PRODUCTIVE.

Firm bales

The Model BR6080 can be specified with a 2.00m wide pick-up with 112 tines on four tine bars. Two stub augers bring the crop to the 1.40m wide crank type feeder, which transfers it to the 1.20m wide bale chamber. This narrowing of the crop's path helps produce a bale with good side fill and square shoulders.

Double wrapping speed


The two separate twines of the Twin Twine wrapping system cut wrapping time in half. Dispensers introduce the twines separately and apply them in steady spirals.

Choice of system, choice of amount

The twine guides are activated by a cord or an optional electric twine start feature. There is a choice of three twine wrapping patterns.

Right density and perfect shape

The large diameter floor roll takes the crop off the rear of the pick-up ensures a good start to the bale formation process. It also supports the weight of the bale as it grows in the bale chamber. Rotation bars that become embedded in the bale contribute to a positive rolling action, producing bales that can be unrolled to the core.



NEW HOLLAND. THE PROFESSIONALS' CHOICE.

New Holland understands that the wide range of needs of customers go beyond the product. The BR6000 baler range is supported by dealers who understand local conditions. Your dealer will help you to select the right BR6000 configuration for your specific requirements. He is your first port of call for information and advice.

Optimising parts availability

To ensure optimum availability of service parts to all customers, New Holland dealers rely on well established ordering and delivery systems. To ensure a sustained high level of parts service, advanced product training sessions are regularly organised for dealer staff.



We understand your world, we finance your need

CNH Capital, the financial services company of New Holland, has thorough knowledge of the agricultural industry. Every customer is unique, with specific equipment, treasury and fiscal needs. That's why we extend customer service to include tailor-made financial packages. New Holland Dealers and the CNH Capital specialists work together to offer you the most advanced agricultural equipment coupled with a flexible and innovative financing solution. It is vital for you to know that the finance company you deal with is a specialist in your field.

Field service

New Holland, a global brand, selects and appoints dealers worldwide to provide the right service to their customers, and that includes after sales support. The New Holland dealer is your partner. He has been comprehensively trained and has the support of a wide range of information systems.

Models		BR6080	BR6090 - BR6090 Combi
Bale size			
Bale width / Bale diameter	(m)	1.20 / 1.25	1.20 / 1.25
Volume	(m³)	1.47	1.47
Pick-up			
Width	(m)	1.50 / 2.00	2.00
Number of tines / tine bars		90 / 5 - 112 / 4	112 / 4
Windguard		tines / plate & tines	plate & tines
Windguard roller kit		–	○
Pick-up wheels, 15 x 6.00-6-4ply		○ / ●	●
Protection		shearbolt	shearbolt
Hydraulic pick-up lift		○ / ●	●
Feeding			
Type		– / Crank type	Rotor type
Rotor reverser kit		–	○ / ●
Number of augers		2	2
Feeder width	(m)	– / 140	140
CropCutter™			
Number of knives		–	15 (maximum)
Knife range choice		–	15 / 7 / 8 / 0
CropCutter engagement		–	Bale Command Plus
Knife protection		–	Spring
Rotor reverser kit		–	○
Bale formation			
Type		Roll-Bar system	Roll-Bar system
Rollers		1 bottom roll	1 bottom roll & 1 starter roll
Number of bale rotation bars		36	34
Wrapping			
Type		Twin Twine System	Bale Command Plus
Control		Twin driven	Electric
Number of twines		2	2
Twine wrapping patterns			
Pre-programmed		3	3
Customer programmed		–	1
Number of twine balls		5	5
Net wrapping		–	Duckbill type
Net, number of wraps		–	Variable, 1 / 4 wraps
Net storage		–	1 active, 2 stored
Silage wrapper			
Film width	(mm)	–	750
Number of wrapping arms		–	2
Pre-stretch		–	70%, adjustable
Hydraulic system		–	one single acting with free flow return
Oil flow min / max	(litres/min)	–	20 / 30
Quater turn bale chute		–	– / ○
Baler dimensions			
Length, incl. bale ejector	(m)	4.05	3.95
Height	(m)	2.23	2.35
Width without pick-up wheels	(m)	2.37 / 2.40	2.40
Width with pick-up wheels	(m)	2.40 / 2.65	2.69
Weight	(kg)	1978 / 2244	2775 / 2800
Dimensions of the Combi			
Overall width	(m)	–	2.75 (with 15.0/55-17 tyres)
Overall length / height	(m)	– / –	6.20 / 2.80
Weight	(kg)	–	4580
Tyres			
10.0/75 x 15.3 - 8 ply		● / –	–
11.5/80 x 15.3 - 8 ply		○	●
15.0/55 x 17 - 10 ply		–	○
19.0/45 x 17 - 10 ply		–	○
Other equipment			
Road light equipment		●	●
Automatic chain lubrication		○	●
Springloaded bale ejector		○	○

● Standard ○ Optional at extra cost – Not available

NEW HOLLAND. A natural growth factor.



New Holland prefers **AMIRA** lubricants

AT YOUR OWN DEALER



Your success - Our specialty

Visit our web site or call free phone number for UK: www.newholland.com/uk - tel: **0800 015 0105**
for ROI: www.newholland.com/ie - tel: **1 800 523 174**

The data indicated in this folder are approximate. The models described here can be subjected to modifications without any notice by the manufacturer. The drawings and photos may refer to equipment that is either optional or intended for other countries. Please apply to our Sales Network for any further information. Published by New Holland Brand Communications. Bts Adv. - Printed in Italy - 07/07 - TP01 - (Turin)



73001/INB

**ASK FOR A
TEST DRIVE!**